



NINTENDO  
SWITCH™

# SKYLANDERS IMAGINATORS



ACTIVISION®

ONLINE MANUAL



## TABLE OF CONTENTS

Introduction and Toys .....	3
Create Your Own Imaginator and Choose Your Battle Class .....	4
Playing the Game, Co-Op Play.....	5
Skylanders Controls.....	6
Mysterious Ancient Place (M.A.P.) and Skylanders Academy .....	7
Your Skylander's Details, Pause Menu, Game Save and Software License Agreement .....	8

## INTRODUCTION

Kaos has discovered the ancient power of Mind Magic and is using it to create an unstoppable army of Doomlanders! Eon is calling upon all Portal Masters and Skylands' greatest mystic warriors, the Senseis, to stop Kaos and his minions. Now, you must use the power of your imagination to create your own Skylanders to battle in the ultimate adventure alongside the almighty Senseis to save Skylands.

## TOYS

**Skylanders® Imaginators** can be played with Skylanders from all previous games\*. During gameplay you can scan or switch your Skylanders through your Nintendo Switch™ Joy-Con™ controller. Press the **+** **Button** and choose 'Change Skylander', follow the prompts to bring your Skylanders to life! Now your Skylander has been added to your digital collection library and can be swapped into battle at any time.

**Skylanders Imaginators** allows you to save your experience, abilities, and gold on to your Skylanders character toy. Find Wendel the Mystic Seeker in the M.A.P. and follow his instructions. This allows you to enter Skylands through another **Portal of Power®** or Nintendo Switch while still playing with your own upgraded collection of Skylanders.

\* SOME IN-GAME TOY FUNCTIONALITY MAY VARY. RACE MODE NOT AVAILABLE AND TRAPS DO NOT WORK IN THIS VERSION OF THE SKYLANDERS® VIDEO GAME



## CREATE YOUR OWN IMAGINATOR



Place your Creation Crystal on your Nintendo Switch controller and harness the power of Mind Magic to create your own Imaginator!

- 1. Body:** Mix and match body parts, adjust size, choose color and aura.
- 2. Gear:** Choose gear to boost your stats. During the game you will find new more powerful gear.
- 3. Powers:** Choose your primary, elemental and secret techniques.
- 4. Personality:** Choose your Imaginator's name, voice, music and catch phrase.
- 5. Imaginite Vault:** Open Imaginite Mystery Chests that you find along your adventure.
- 6. Imaginators Name and Stats:** Displays your Imaginator's name and stats.

## CHOOSE YOUR BATTLE CLASS

Choose your Imaginator's fighting style with 1 of 10 classes. Once you have chosen your Imaginator's class, you cannot reset your Creation Crystal.



BAZOOKER



BOWSLINGER



BRAWLER



KNIGHT



NINJA



QUICKSHOT



SENTINEL



SMASHER



SORCERER



SWASHBUCKLER

## PLAYING THE GAME

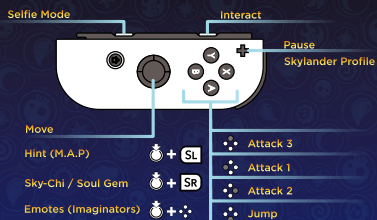
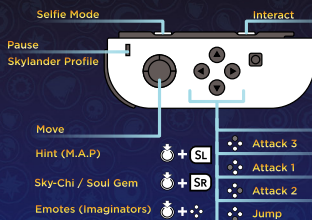
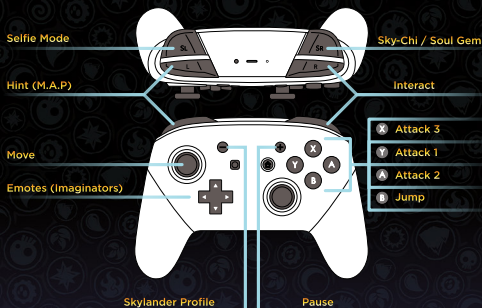


1. **Skylander Life Meter:** Displays your Skylander's health.
2. **Level and Experience Meters:** Displays the current level of your Skylander and their experience towards your next level.
3. **Sky-Chi Meter (Senseis Only):** When full, your Sensei can unleash their Sky-Chi Power.
4. **Health Pick-Up:** Collecting food will restore some of your life meter.
5. **Gold:** Various forms of treasure can be collected and used for upgrades.

## CO-OP PLAY

You can access Co-Op Play at any time by syncing another pair of Joy-Con controllers to your Nintendo Switch. Alternatively, you can access Co-Op Play with a single Joy-Con controller by going into the 'Options Menu', selecting 'Controls' and 'Change Grip'. Press the **SL + SR Button** to identify it as an individual player. To remove a player, press the **Left Button** on a Joy-Con to 'Change Grip' again and press **L+R Buttons** to add and drop controllers.

# SKYLANDERS CONTROLS





## MYSTERIOUS ANCIENT PLACE (M.A.P.)



The Mysterious Ancient Place, or M.A.P., is where you jump from quest to quest in adventure mode, complete side quests and mini-games, and open up elemental gates with your Senseis.

## SKYLANDERS ACADEMY

Find Persephone in the Skylanders Academy to convert your gold into upgrades for your Skylander! Then talk to Buzz and test your skills and abilities on training dummies. View all your Selfies with your Imaginator in the photo gallery, and re-watch all videos in the Theater.

## YOUR SKYLANDER'S DETAILS

Press the **- Button** to open the Skylander Creator menu. With a Sensei or other Skylander, the **- Button** will let you manage your stats and upgrades.

## PAUSE MENU

- **Main Menu:** Exit the game and return to the Main Menu.
- **Change Skylander:** Load your Skylanders or choose one from your digital library.
- **Return to M.A.P.:** Return to the Mysterious Ancient Place.
- **Level Goals:** View your Story Goals, Collections, and Dares.
- **Game Progress:** View your Level Stars, Imaginite Sets, and Bonus Goals.
- **Imaginite Vault:** Open Imaginite Mystery Chests that you find in game.
- **Toy Collection:** View all your Skylanders and Creation Crystals that you have collected.
- **Options:** Change the audio, difficulty, and controls. You can also view the manual and credits.

## GAME SAVE

Your story mode progress as well as Parts, Gear and Abilities not currently equipped are saved onto your save game slot, as opposed to being saved on your toy.

## SOFTWARE LICENSE AGREEMENT

Opening the game box and using the software constitutes acceptance of the Software License Agreement available at <http://support.activision.com/license>



# CUSTOMER CARE

Access all of your support needs at [support.activision.com](http://support.activision.com).

Create a personalized account, explore our extensive knowledge base of troubleshooting tips, and tap into our massive community. You can also get customized assistance for your game by selecting “Contact Us” and choosing from the available options.



© 2017 Activision Publishing, Inc. Activision, SKYLANDERS, SKYLANDERS IMAGINATORS, SKYLANDERS SUPERCHARGERS, SKYLANDERS TRAP TEAM, SKYLANDERS SWAP FORCE, SKYLANDERS GIANTS, SKYLANDERS SPYRO'S ADVENTURE, TOYS TO LIFE, BRING THE SKYLANDERS TO LIFE and PORTAL OF POWER are trademarks of Activision Publishing, Inc. Skylanders imaginers uses Havok®. © Copyright 1999-2017 havok.com Inc. (and its licensors). All rights reserved. See [www.havok.com](http://www.havok.com) for details. Uses Bink Video. Copyright © 1997-2017 by Rad Game Tools, Inc. Portions of this software utilize Speedtree® technology © 2017 Interactive Data Visualization, Inc. Speedtree® is a registered trademark of Interactive Data Visualization, Inc. All rights reserved. Patent <http://www.activision.com/legal>. © 2017 Nintendo. Nintendo Switch and Joy-Con are trademarks of Nintendo.